



(12) **United States Design Patent**
Musser

(10) **Patent No.:** **US D695,583 S**
(45) **Date of Patent:** **** Dec. 17, 2013**

(54) **PORTION OF A COMPOUND LEVERAGE
HAND TOOL**

(57) **CLAIM**
The ornamental design for a portion of a compound leverage hand tool, as shown and described.

(75) Inventor: **Scott Musser**, Sturgis, MI (US)

DESCRIPTION

(73) Assignee: **Midwest Tool and Cutlery Company**,
Sturgis, MI (US)

(**) Term: **14 Years**

FIG. 1 is a front perspective view of a portion of a compound leverage hand tool showing my new design;
FIG. 2 is a front view thereof;
FIG. 3 is a back view thereof;
FIG. 4 is a top view thereof;
FIG. 5 is a left side elevation view thereof;
FIG. 6 is a right side elevation view thereof;
FIG. 7 is a bottom view thereof;

(21) Appl. No.: **29/422,424**

(22) Filed: **May 21, 2012**

(51) **LOC (9) CL.** **08-05**

(52) **U.S. Cl.**
USPC **D8/52**

(58) **Field of Classification Search**
USPC D8/51, 52, 4, 5, 98, 107; 30/287, 257,
30/251-254, 191-192, 261-262
See application file for complete search history.

FIG. 8 is a front view of a portion of a compound leverage hand tool showing my new design with a different tool head shown in broken lines that forms no part of the claimed design or of a specified embodiment thereof;
FIG. 9 is a front perspective view of a portion of a compound leverage hand tool showing my new design with yet another different tool head shown in broken lines that forms no part of the claimed design or of a specified embodiment thereof;
FIG. 10 is a front perspective view of a portion of a compound leverage hand tool showing my new design with a further different tool head shown in broken lines that forms no part of the claimed design or of a specified embodiment thereof; and,
FIG. 11 is a back view of a portion of a compound leverage hand tool showing my new design with a still further different tool head shown in broken lines that forms no part of the claimed design or of a specified embodiment thereof.

(56) **References Cited**

U.S. PATENT DOCUMENTS

D353,523	S	*	12/1994	Her	D8/5
D474,946	S	*	5/2003	Huang	D8/5
D571,624	S	*	6/2008	Huang	D8/5
D584,121	S	*	1/2009	Fancelli	D8/52
D650,649	S	*	12/2011	Groten	D8/52
8,316,549	B2	*	11/2012	Musser	30/260

* cited by examiner

The portion of a compound leverage hand tool that is the subject hereof may have a variety of tool heads attached to the position. The broken lines in the drawings show tool heads which are unclaimed subject matter that forms no part of the claimed design or of a specific embodiment. The portions of the article shown in broken lines form no part of the claimed design.

Primary Examiner — Sheryl Lane

(74) *Attorney, Agent, or Firm* — Frank H. Foster; Kremblas & Foster

1 Claim, 4 Drawing Sheets

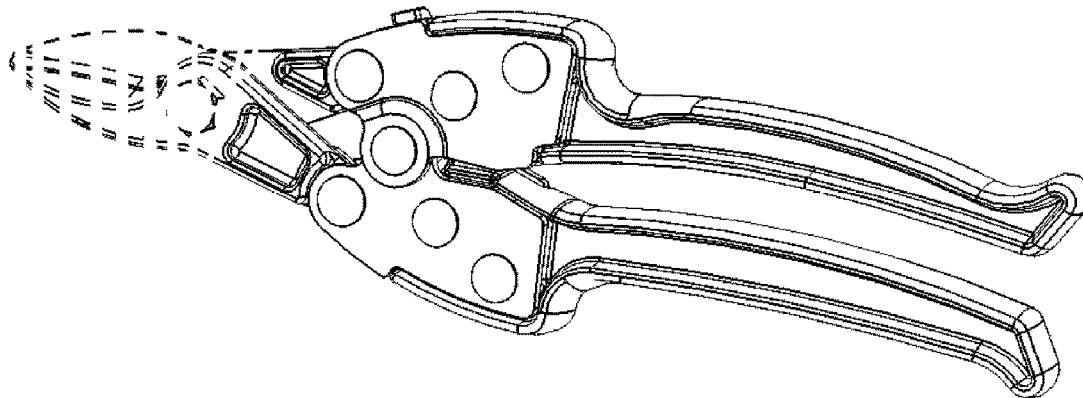


Fig. 1

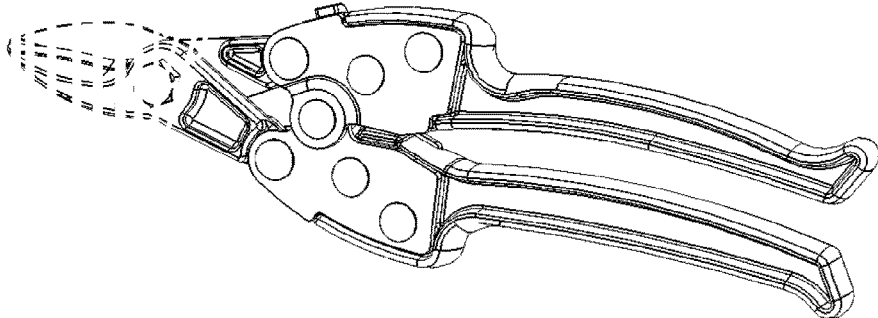


Fig. 2

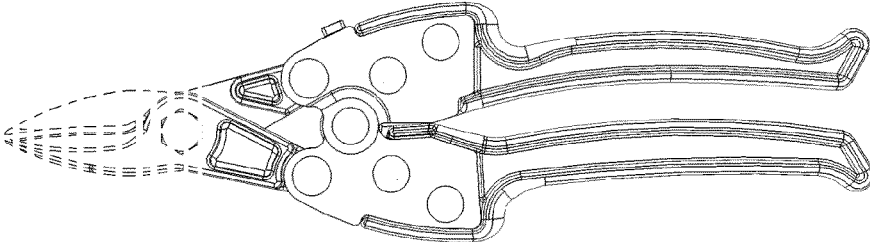


Fig. 3

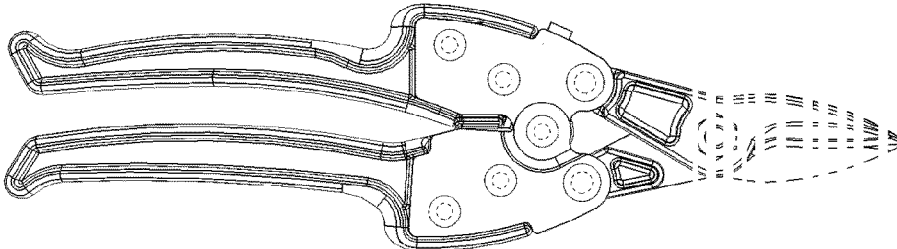


Fig. 4

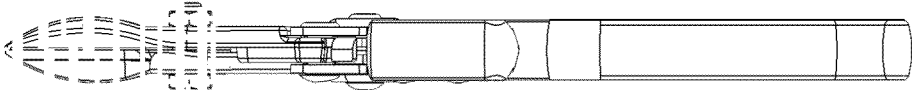


Fig. 5

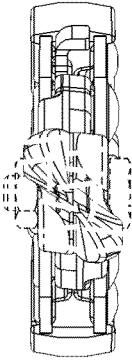


Fig. 6

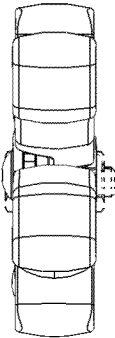


Fig. 7

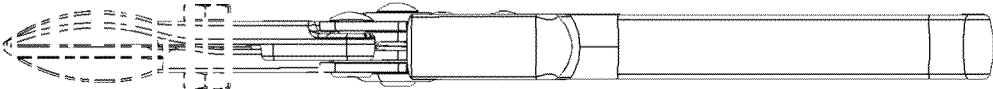


Fig. 8

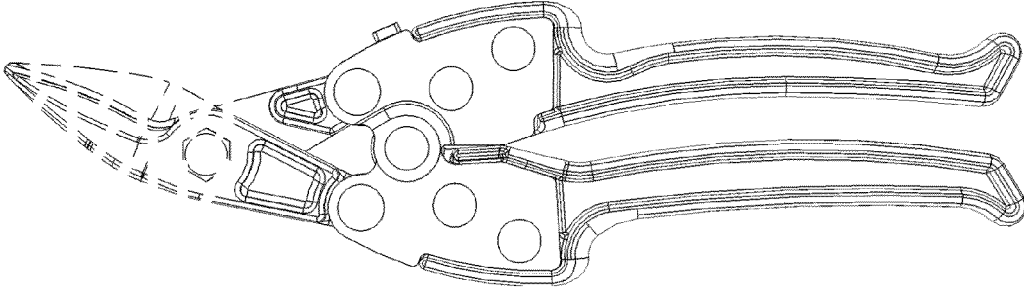
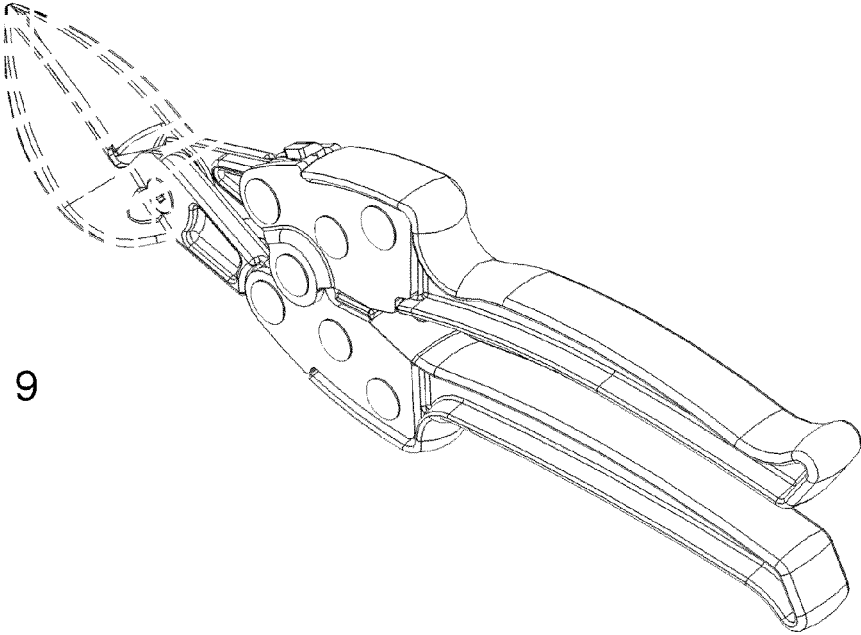


Fig. 9



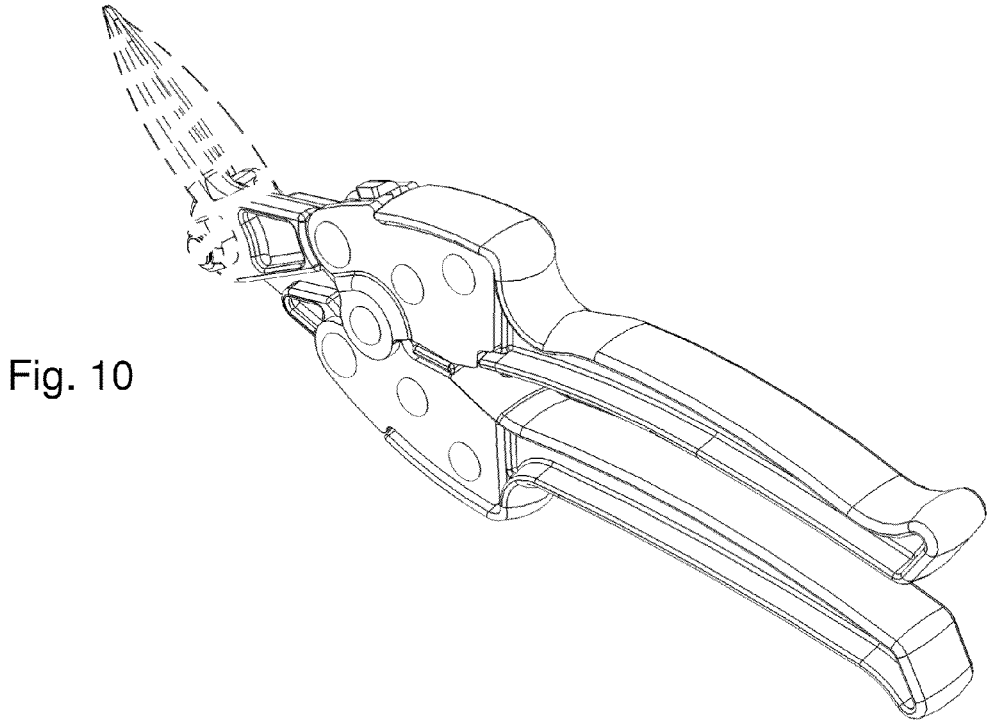


Fig. 10

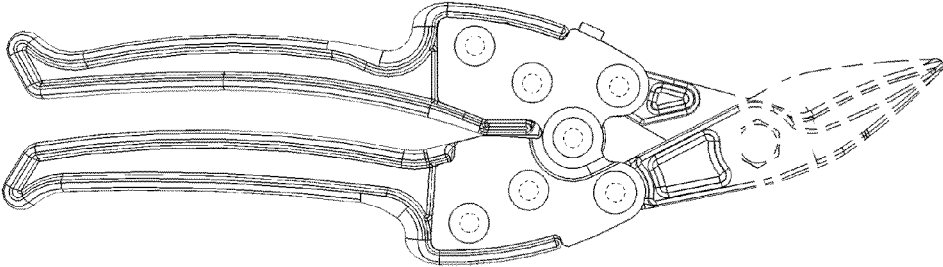


Fig. 11